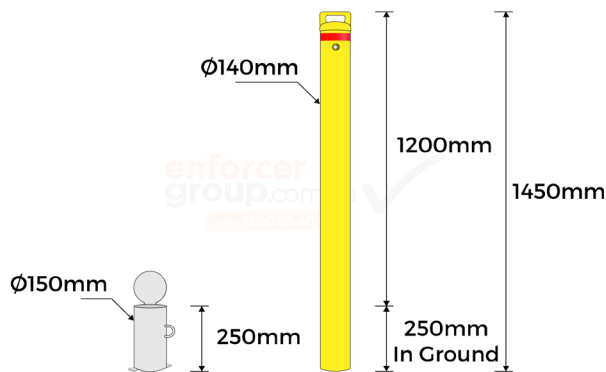


PRODUCT SPECS



Product Code: B140 IG Rem KL Yellow

Diameter: 140mm

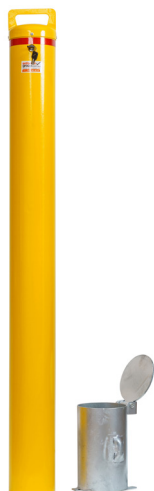
Height: 1200mm above ground plus 250mm in-ground (1450mm)

Weight: 19kg

Wall Thickness: 3mm


Sleeve base: Galvanised, 250mm in-ground, 150mm diameter (200mm inc. hinge)

Finish: Powder coated safety Yellow / Red Reflective Band



2 Year
Manufacturing
Warranty

Installation
Service
available



BOLLARD 140MM IN-GROUND REMOVABLE KEYLOCK YELLOW

- Manufactured from heavy duty Steel Pipe
- Hot Dipped Galvanised Steel for rust prevention
- Withstands from heavy cars, trucks, and forklifts
- Designed in Australia for Australian Conditions
- Comes with a sleeve which can simply lock in, 2 keys included (keyed alike)
- Installation Service is available

Enforcer Steel Bollards are designed in Australia for Australian Conditions, Environmentally friendly Manufactured from Steel Pipe, and 100% Recyclable. Hot Dipped Galvanised Steel for rust prevention, finished powder coated in safety Yellow with Class 1 Red Reflective Band. Designed to be strong and durable, strong metal bollard dome cap, with a welded handle which makes it easy to remove the bollard when needed.

Removable sleeve lock bollards are easy to use and very convenient, use them when you need to protect your assets or safe your area, and then remove them with the handle on the cap to clear access. They come with a sleeve which you can simply lock in too, 2 keys included to remove them at any time

Suited to use in Concrete to withstand from cars, trucks, and forklifts. for all Warehouses, Car Parks, Driveways, even Machinery.



Strong &
Durable



Australian
Standards
Approved



Easy
Installation

enforcer
group.com.au

Call us 1300 85 40 10